

INSTALLATION NOTES

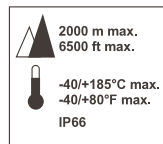
- **DESIGNED TO ALLOW INSTALLATION INSIDE OF AN ELECTRICAL PANEL USING ATTACHED MOUNTING FEET**
- **DESIGNED TO ALLOW INSTALLATION INSIDE OF A FINISHED WALL USING OPTIONAL FLUSH MOUNT COVER**
- **USE 20-60 AMP DOUBLE POLE BREAKER FOR TYPE 2 INSTALLS**

Installation Instructions

1. Confirm device is rated for your system by metering the system voltages and compare the results to the SPD's specifications listed on the product label.
2. Turn off all power supplied to the installation location.
3. Install according to your specific installation application, using the appropriate diagram examples shown.
4. Install in accordance with all pertinent articles of the National Electric Code.
5. Confirm that the electrical terminals used to attach this device are identified for these conductors.
6. Keep conductor lengths as short as possible with no sharp bends or kinks.
7. Do not loop or coil wires.
8. Ensure that a high quality ground is in place.
9. Turn on all power supplying this equipment.
10. Verify all diagnostic indicators are illuminated and no audible alarm is present.
11. Install cover and/or close door on equipment fixture.

Diagnostic Operation

- Left LED ON and Right LED OFF = Normal operation
- Left LED OFF or Right LED or Audible Alarm ON = Fault, check phase, check voltage & connections.
- If OK, replace unit.



AC Network	
Nominal Voltage	120VAC
Max. Operating Voltage (MCOV)	150VAC
Max. Discharge Current (Imax)	60kA
Nominal Discharge Current (Imax)	20kA



Diagram "A" Type 2 Main Panel (20-60A Breaker Required)

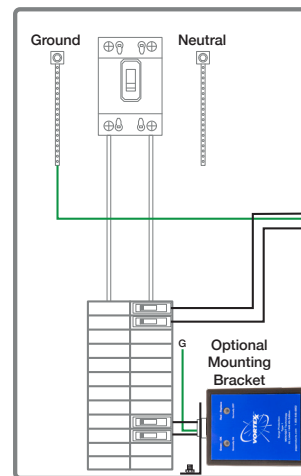


Diagram "B" Type 2 Main Panel (3-Way Connector) (20-60A Breaker Required)

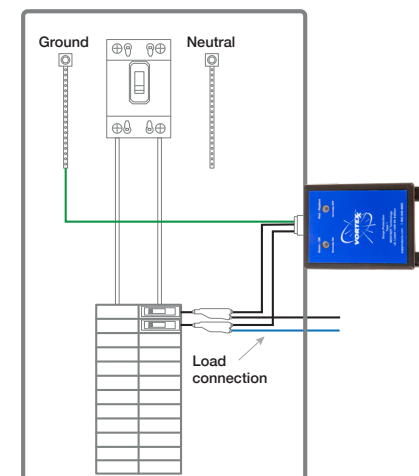


Diagram "C" Type 1 Main Panel (Breaker Not Required)

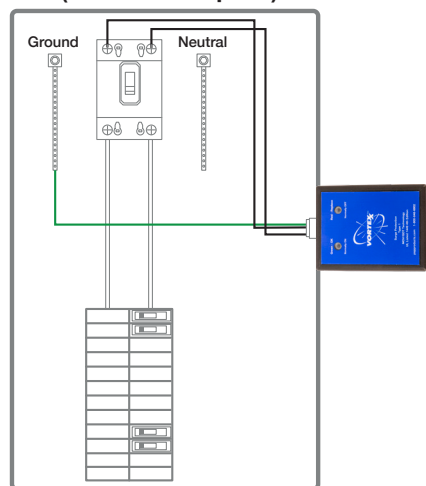
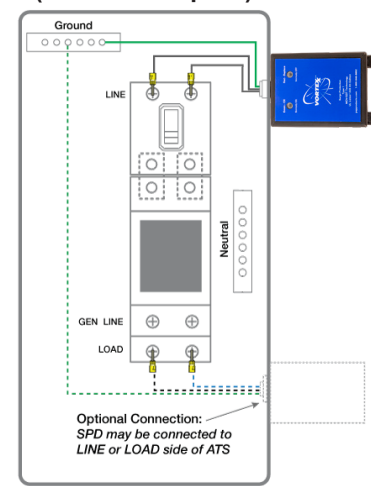


Diagram "D" Type 1 Generator Transfer Switch (Breaker Not Required)



Technical Assistance: 703-687-4057

Important: Risk of electrical shock.

This device should only be installed by qualified personnel.

VB1-60-4XP Product Warranty

Lifetime Product Coverage

PSP will, at its sole discretion, repair or replace any VB1-60-4XP Surge Protection Device (SPD) that is defective or is damaged by a transient electrical spike (including those caused by lightning) for the lifetime of the product from the date of installation by the original owner or owner of record of premises.

Down Line Coverage

PSP Products will repair or replace (whichever is less) electrical appliances and electronics that are damaged by transient electrical spike in your home. Maximum coverage per household: \$25,000. Coverage is applicable only if the SPD was fully functional immediately prior to the claim event, and properly installed per the installation instructions. SPD must have sustained surge damage as a result of the claim event.

External items that are mounted outside of the house are covered under this warranty only if the surge is found to have originated from the main circuit panel due to SPD failure. It is highly recommended to install additional SPD's in order to best protect your outside appliances or devices. Electronic devices or appliances that are connected to phone lines, data lines, coax connections, cable, antennas, satellite receivers or any other external connections, must have an SPD for each connected device, otherwise coverage for any unprotected equipment will be excluded.

This warranty does not cover charges for diagnostic fees or any installation, service charges or shipping of damaged SPD to PSP. Damage claims must be made within 15 days of the occurrence and the damaged SPD returned to PSP within 15 days of the occurrence to return with the original purchase receipts of the items damaged. Returned damaged SPD require a Return Authorization (RA) to be assigned by PSP Products prior to receiving, as well as a completed PSP Claim Form. The damaged unit must be determined to have failed based on PSP's test procedures.

This coverage is secondary to any applicable warranties, service contracts and all other insurance if the claim is found to be valid, PSP Products will pay up to the deductible amount of the home owners insurance or the cost of the damage, whichever is less. The reimbursement is limited to \$500 per item. All of the above conditions must be met in order to have a valid claim.

The above coverage applies to the user only and is the exclusive remedy under this warranty, whether based on contract, tort, including negligence, or otherwise. PSP reserves the right to audit damage, site and/or cost of repairs and may require a notarized proof of loss. Claims must be made within 15 days of damage. This warranty does not cover damage associated with sustained over voltages, vandalism, theft, normal wear and tear, obsolescence, abuse, unauthorized modification or alteration, misuse, improper installation or catastrophic events including direct lightning hit. Except as expressly provided by this warranty, PSP disclaims liability for any incidental, indirect, special or consequential damages arising out of the sale or use of any PSP products (including without limitation: lost business profits, loss of data and all freight, mileage, travel time and insurance charges associated with warranty coverage claims). Some states do not allow the exclusion or limitation of incidental or consequential damages, so the above limitation or exclusion may not apply to you. This warranty gives you specific legal rights and you may have other rights which vary from state to state. *This warranty is valid in the United States and Canada only.*

Caution: Effective surge suppression requires correct wiring. All surge protection devices must be properly grounded for the warranty to be honored.

Warranty Assistance Call 703-687-4057

PSP Products, 8618 Phoenix Drive, Manassas VA 20110

Register Online at: www.pspproducts.com